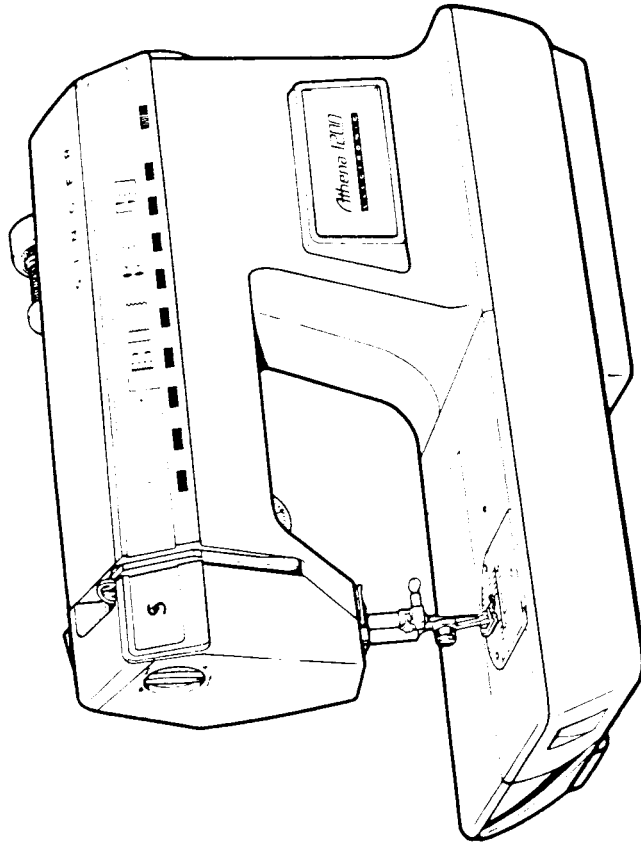


SINGER

1200A

Supplier: Ital

List of Parts - 1200 A Machine



ATTACHMENT SET 381382

161166	Presser Foot Complete for Cording and Slide Fasteners
161172	Seam and Blind Stitch Hem Guide Complete
171110	Blind Stitch Hem Guide
171434-451	Attachment Box (deluxe)
171438-451	Chain Stitch Attachment Loop Retainer Insert Complete
171460	Presser Foot Plate (snap-on, slotted) for Slant Overedge and Overedge Stretch Stitch
171463	Special Purpose Presser Foot Plate (snap-on)
181551	Bobbin (3) (plastic)
381039	Attachment Box Insert (foam, plastic)
381066	Presser Foot for Button Sewing
381114-451	Spool Pin for Twin Needle Sewing (plastic)
381244	Chain Stitch Attachment Throat Plate
381245	Throat Plate for Straight Sewing
381247	Feed Cover Plate, for Darning, Embroidery and Button Sewing
381251	Needle Package (plastic)
501750	Lint Brush
502277	Presser Foot Plate (snap-on) for Straight Sewing
506377	Presser Foot Plate (snap-on) for Sewing Buttonholes (two-step)
506415-452	Even Feed Foot (complete)
507664-454	Arm Spool Pin Thread Lead-Off (small, plastic)
507909	Darning and Embroidery Foot (plastic)
511267	Buttonhole Marking and Measuring Gauge
642616	Seam Ripper

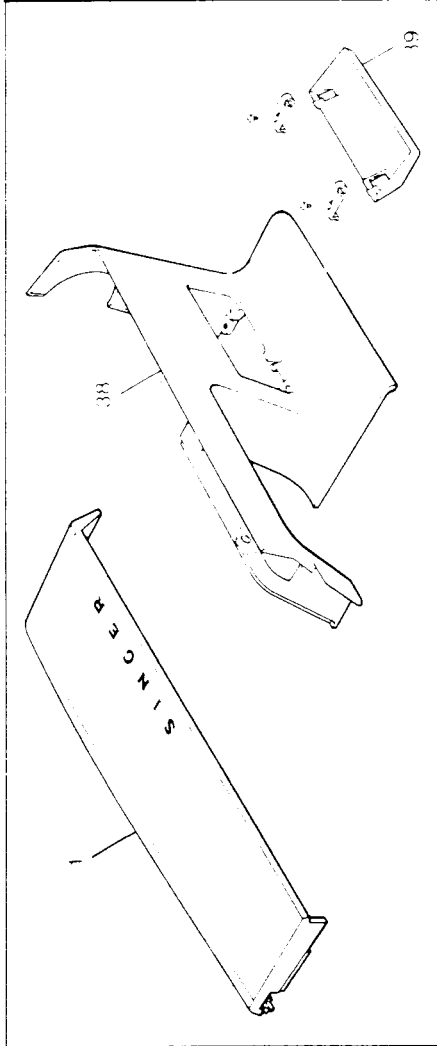
This List of Parts must be used in conjunction with Form 730-2000A



From the library of: **Diamond Needle Corp**

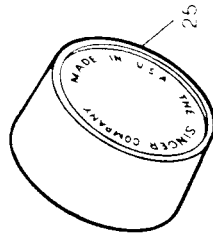
Supplemental List of Parts 1200 Machine

Note: The reference and part numbers shown below are to be used in place of parts enumerated on List of Parts for 2000 Machine.



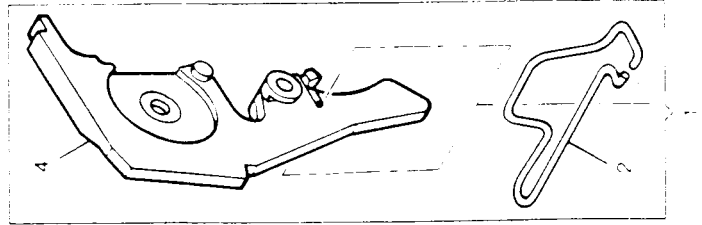
COVERS AND ADD-ONS (Supplement to page 3)

REF. NO.	PART NO.	DESCRIPTION
1	382127	Arm Top Cover (Cream Tint)
38	382845-451	Arm Front Cover Assembly (Cream Tint)
39	383491-451	Arm Front Cover Lid (Cream Tint)



NEEDLE BAR DRIVE AND HAND WHEEL (Supplement to page 5)

REF. NO.	PART NO.	DESCRIPTION
25	383506-451	Hand Wheel with Name Plate



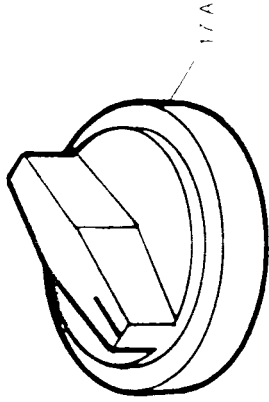
TENSION MODULE (Supplement to page 13)

REF. NO.	PART NO.	DESCRIPTION
1	382082-452	Thread Take-up Spring with Thread Guard 382081-451 (Brown)
4	382081-452	Thread Guard (Brown)
38	382083-452	Tension Module Complete (all parts 1-37 included)

From the library of: Diamond Needle Corp

Supplemental List of Parts 1200 Machine

Note: The reference and part numbers shown below are to be used in place of parts enumerated on List of Parts for 2000 Machine.



HEAD END MODULE (Supplement to page 15)

REF. NO.	PART NO.	DESCRIPTION
8	383036-452	Head End Module Complete
17A	382065-452	Presser Bar Regulating Dial (Brown)

LOGIC ELECTRICS AND CONTROLS (Supplement to page 22)

REF. NO.	PART NO.	DESCRIPTION
4	605359-001	Pattern Selection Button Board Assembly
6	605352-001	Pattern Selection LED Board Assembly
7	382265-452	Pattern Selection Button 8 (Brown)
7A	383145-452	Reverse Feed Button (Brown)
8	382155-452	Pattern Selection Button Carrier (Brown)
8A	383496	Pattern Selection Button Carrier Assembly
11	383493	Slitch Pattern Index Panel with Graphics (Brown)
12	383494	Slitch Pattern Index Panel Mask (Brown)
	383507	Pattern Selection Button Carrier with Logic Board Assembly

